




# TRENCHERS



## THE DAYS OF YOUR TRENCHING BUCKET MAY WELL BE OVER

The laborious task of digging a trench has been transformed since the advent of the Trencher Attachment. Auger Torque's range of Trenchers cover depths up to 60 inches and widths up to 14 inches, whilst spoil is piled neatly to one side of the trench by the integral auger.

### HIGH QUALITY HYDRAULIC MOTORS

Auger Torque's huge buying power means we work closely with high quality suppliers to develop the most reliable attachments available on the market today.

### EPICYCLIC GEARBOX

Torque is amplified by using the unique Auger Torque planetary gearbox. This system allows the motors output torque to be multiplied with extreme efficiency as well as ensuring the durability and reliability you need.

### ADJUSTABLE DEPTH SKID

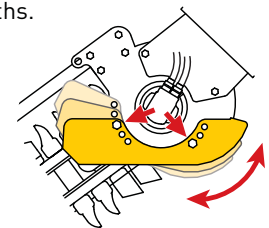
A great feature that will make your job much easier is the precision depth control skid, which enables the operator to set the machine at up to three different trench depths.

### RAPID CHAIN ADJUSTMENT

Utilising a simple grease gun, chain adjustment is quicker than ever.

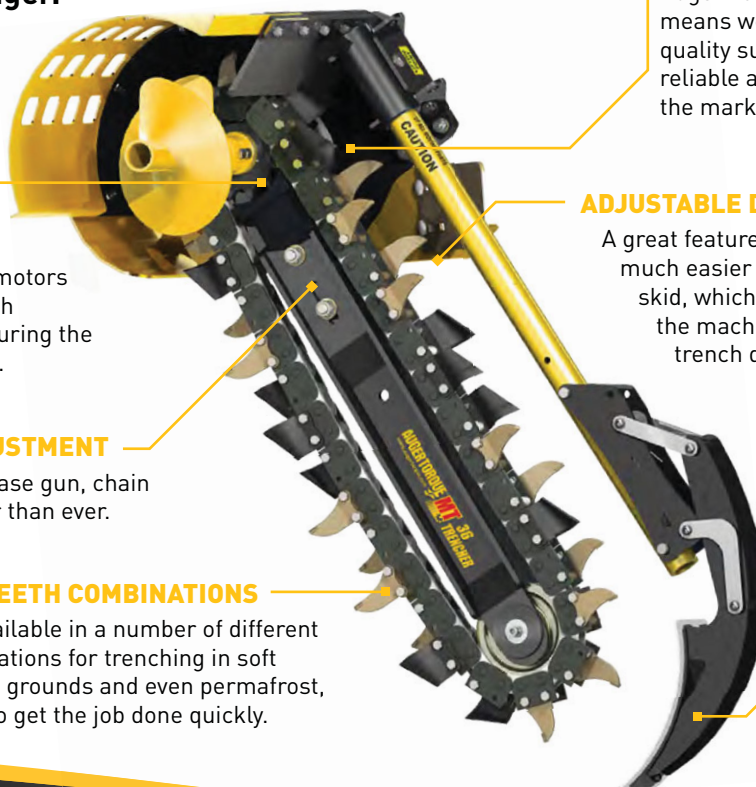
### MULTIPLE TEETH COMBINATIONS

Chains are available in a number of different teeth configurations for trenching in soft ground, mixed grounds and even permafrost, allowing you to get the job done quickly.



### TRENCH CLEANER

Built-in trench cleaner to restrict loose spoil travelling along the new trench base.



[www.augertorqueusa.com](http://www.augertorqueusa.com)

CALL +1 844 287 6300

EMAIL [sales@augertorqueusa.com](mailto:sales@augertorqueusa.com)

OR CONTACT YOUR NEAREST DEALER

# TRENCHER ATTACHMENTS

## Features

- ▶ Adjustable depth settings from 12 to 60 inch\*
- ▶ Chain width options from 4 to 14 inch\*
- ▶ Multiple teeth combinations to suit ground type
- ▶ Rapid chain adjustment
- ▶ Various hitch formats to suit parent machine
- ▶ High quality motor and gearbox
- ▶ Hoses included

\*model dependent

## Applications

- ▶ Ground source heat pumps
- ▶ Drainage and irrigation
- ▶ Gas and water pipework
- ▶ Electrical and fibre optic cables
- ▶ Large bore gas and water pipework
- ▶ Hedge and tree planting

## Specifications

Model		MT24	MT36	XHD36	XHD48	XHD60
Carrier Weight	t	2.5-4.5	3.0-5.0	5.0-10.0	5.0-10.0	5.0-10.0
Unit Width	inch	34	34	40	40	40
Unit Height	inch	29	29	32	32	32
Unit Length	inch	58	71	77	89	101
Oil Pressure Range	psi	2320-3000	2610-3481	2610-3481	2610-3481	2610-3481
Oil Flow Range	gpm	9-17	12-21	16-25	18-30	22-35
Cutting Width Range	inch	4-12	4-12	6-14	6-12	6-8

## Chain Options



**EARTH**  
Soft ground



**COMBI**  
Mixed terrain



**TUNGSTEN**  
Hard ground / Frozen

## Mounting Hitch Options

Three versions of the mounting hitch are available:

### SIDE SHIFT FRAME

For Skidsteer Loaders.

### MINI LOADER FRAME

For Mini Loaders.

### EXCAVATOR HITCH

Available in several pin sizes to fit most machines.



## Part of the Auger Torque Earthmoving range

**EARTH DRILLS | AUGERS & WEAR PARTS | STUMP PLANERS & LOG SPLITTERS | TRENCHERS | HAMMERS**

[www.augertorqueusa.com](http://www.augertorqueusa.com)

CALL +1 844 287 6300

| EMAIL [sales@augertorqueusa.com](mailto:sales@augertorqueusa.com)

| OR CONTACT YOUR NEAREST DEALER

rev 1